



**STYLE AND PROTECTION FOR THE HARDER WORKING AREAS OF YOUR HOME
GIVE NEW LIFE TO YOUR GARAGE FLOOR**

SEF Premium Seamless Flake Floor Covering Range


- Durable and long lasting
- Superior scratch and wear resistance
- Easy to clean and maintain
- Anti-slip and safe to walk on when wet
- Resilient to hot tyre pickup
- UV resistant
- Permanent dust proofing solution
- Non hazardous and environmentally friendly
- Will increase the value of your property
- Fuel and chemical resistant
- Hygienic seamless finish
- Available in modern and exclusive designs
- Cost effective and quick turnaround
- 15 year life expectancy




For further information please visit
sydneyepoxyfloors.com.au or contact our office on 1300 037 699.
Email: admin@sydneyepoxyfloors.com.au
Showroom: 6 Giffard Street, Silverwater NSW 2128




1. Grey Storm




2. Teal Stone



3. Teal Essence




4. Cherry Essence




5. Orange County



6. Grey Marble



7. Colombian Coffee



8. Warm Neutral


All sample swatches in this brochure are an accurate representation of the finished floor and could differ to the final product.




9. Black Marble



10. Grey Pebble




11. Moroccan Stone




12. Dark Leather



13. Dark Snow




14. Touch of Rose



15. Mixed Dreams



16. Ice Cubes




17. White Pebble



18. Cuban Cigar



19. Light Grey




20. Natural Stone



21. Mid Grey



22. Black Storm




23. Seashell



24. Classic Grey



25. Sun Daisy



26. Black Pebble



27. Touch of Gold




28. Twin Grey



29. Emerald Sea



30. Pink Lady



31. Oceanic

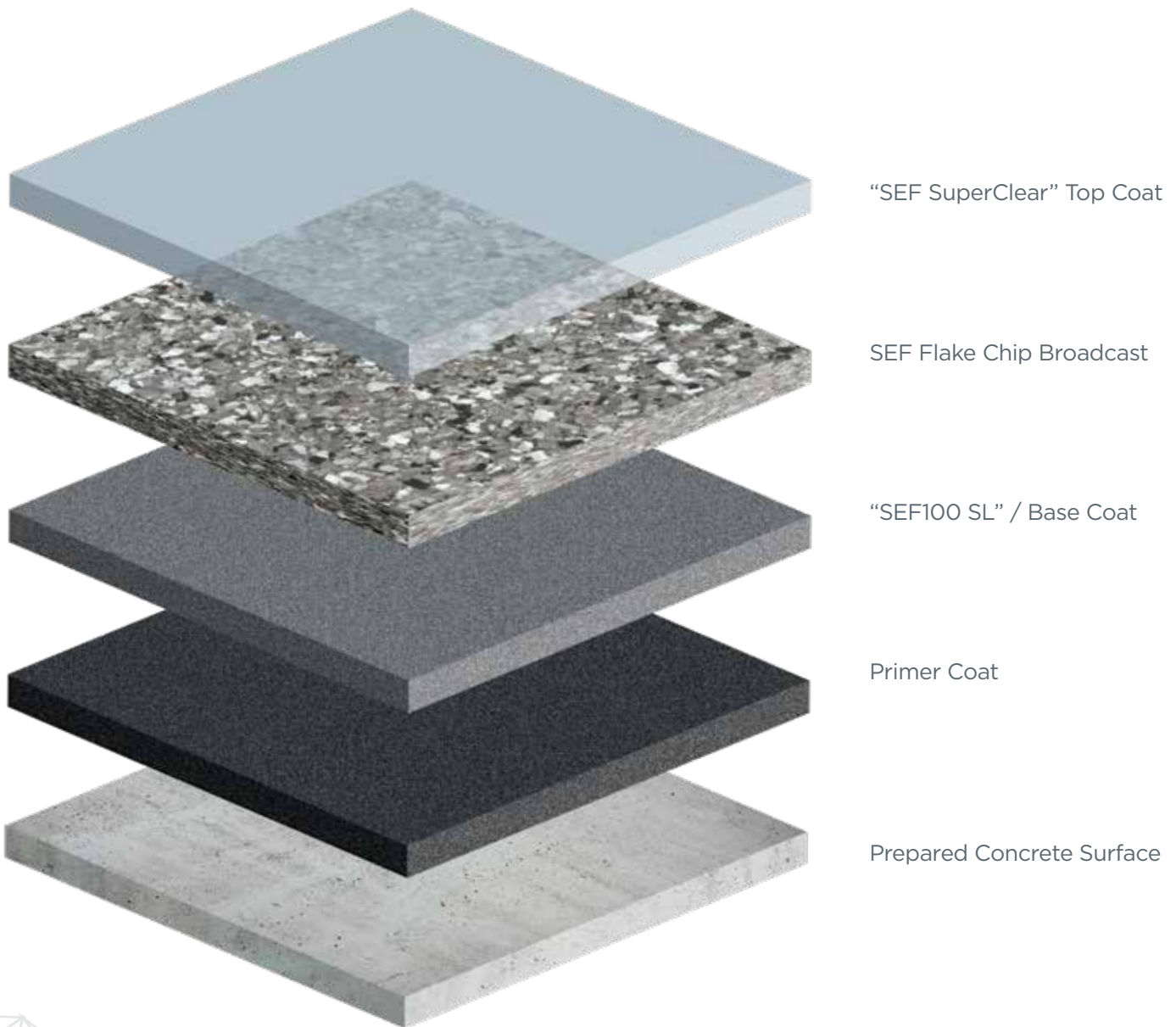


31. Silver Fox

All sample swatches in this brochure are an accurate representation of the finished floor and could differ to the final product.

SEF PREMIUM SEAMLESS FLAKE SYSTEM

- 1 Prepare the substrate thoroughly by diamond grinding method attached to industrial dust extractors
- 2 Repair cracks and imperfections using two pack epoxy fillers
- 3 Apply an epoxy primer to porous substrates*
- 4 Apply 1 x squeegee coat of SEF100SL 100% solid premium grade/low viscosity coloured epoxy base coat and broadcast flake chips over the wetfilm and allow to cure.
- 5 Return and clean excess flake and apply 1 x squeegee applied coat of SEF superclear (crystal clear, premium, uv and scratch resistant top coat).





sydneyepoxyfloors.com.au

P: 1300 037 699
E: admin@sydneyepoxyfloors.com.au
A: 6 Giffard Street
Silverwater NSW 2128