



STANDARD EPOXY COLOUR CHART




SIGNAL WHITE RAL 9003




LIGHT GREY RAL 7035



LIGHTBOX GREY N33



WINDOW GREY RAL 7040



STONE GREY RAL 7030



DUSTY GREY RAL 7037



PIPELINE GREY N43



KOALA GREY N45



BEIGE RAL 1001



BRIDGE GREY N44



BLUEBELL B41



OXIDE RED RAL 3009



BASALT N54



CHARCOAL B64



SLATE GREY RAL 7015



BLACK N61

Colour Disclaimer

Sydney Epoxy Floors has made every attempt to present realistic photos of each colour; nevertheless, actual colours may vary according to device screen settings, lighting in the installation location, and the finish's texture. If colour accuracy is essential, please contact us and we will email you photographs of a completed project in the desired colour.

SPECIAL ORDER EPOXY COLOUR CHART

LONGER LEAD TIMES AND ADDITIONAL CHARGES WILL APPLY TO SPECIAL ORDER COLOURS



SKY BLUE RAL 5015



DAHILA YELLOW RAL 1033



SIGNAL BLUE RAL 5005



RED ORANGE RAL 2001



ROYAL BLUE B12



RUBY RED RAL 3003



GRASS GREEN RAL 6010



SIGNAL RED R25



LIME GREEN G35



ROSE PINK R25



DIAMANTIA T12



DARK GREY N64



EMERLAD G13



GRAPHITE GREY N65



TRAFFIC GREEN G16



BLACK OLIVE Y61

Colour Disclaimer

Sydney Epoxy Floors has made every attempt to present realistic photos of each colour; nevertheless, actual colours may vary according to device screen settings, lighting in the installation location, and the finish's texture. If colour accuracy is essential, please contact us and we will email you photographs of a completed project in the desired colour.

